



OPTIMAL®

Your profit



Technical Tip: 01/2017

Installation tip for brake discs with an integrated wheel bearing

Careful removal of the ABS sensor provides protection

During the installation of brake discs with an integrated wheel bearing, dirt and metal particles often damage the ABS sensor or the magnetically coded sensor ring. OPTIMAL's Technical Tip 01/2017 explains how you can avoid this damage from arising.

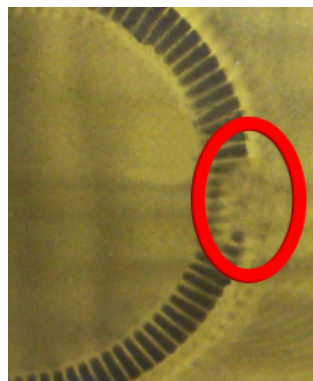
Problem:

After replacing the brake discs, the ABS warning light comes on and the ABS system is deactivated. What has happened?



Cause:

The cause of the problem is generally very easy to identify. If dirt, dust, corrosive or metal particles are left on the sensor during the removal of brake discs with integrated wheel bearings, this often causes contact to occur between the magnetically coded sensor ring and the ABS sensor. The result is damage to the ABS sensor or sensor ring.



Technical-Tip: 01/2017
Pictures: OPTIMAL AG & Co. KG



OPTIMAL®
Your profit

OPTIMAL AG & Co. KG
Alfred-Kühne-Straße 3
85416 Langenbach / Germany
Munich Airport Logistics Park

Tel.: +49 (0) 8761 72 06 - 0
Fax: +49 (0) 8761 72 06 - 121
www.optimal-germany.com
info@optimal-germany.com



GERMANY
SPAIN
BELGIUM
ENGLAND
FRANCE
POLAND
TURKEY
ECUADOR
USA
ASIA



OPTIMAL®

Your profit



Solution:


By following a few points during the installation work, this problem can be prevented altogether:




1. If possible, always remove the ABS sensor before fitting the brake discs to protect the sensor from dirt, dust, corrosive residue and traces of metal. This stops the sensor from being damaged by foreign objects.



2. If it is not possible to remove the ABS sensor, make sure that the sensor is kept free from dirt and foreign objects.



3. Thoroughly clean all surrounding and attached parts.



4. Use a cleaning agent to remove even the finest remnants of brake dust and metal particles.

5. Please also follow the general repair instructions below:

- Observe the vehicle manufacturer's instructions
- Use the required special tools
- Comply with the specified tightening torques

Good luck!

OPTIMAL - Your profit:

Why not take advantage of our training programme?

Further information:

www.optimal-germany.com/en/mediacenter/downloads/training-programme / training@optimal-germany.com



OPTIMAL®
Your profit

OPTIMAL AG & Co. KG
Alfred-Kühne-Straße 3
85416 Langenbach / Germany
Munich Airport Logistics Park

Tel.: +49 (0) 8761 72 06 - 0
Fax: +49 (0) 8761 72 06 - 121
www.optimal-germany.com
info@optimal-germany.com



GERMANY
SPAIN
BELGIUM
ENGLAND
FRANCE
POLAND
TURKEY
ECUADOR
USA
ASIA